
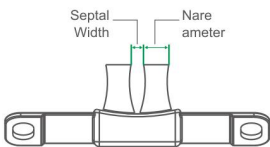



## InFlow Generator

### NASAL TUBING 70 MM FOR BUBBLE C-PAP

INFLOW provides a complete solution for infant CPAP system. It can be compatible with all flow driver and humidifier in the neonatal ICU.



| Category   | Code     | Size | Specification              | Image |
|--|----------|------|----------------------------|-------|
|                             | CA-63701 | XS   | <700grams (15.7-17.5cm.)   |       |
|  | CA-63702 | S    | 700-2000grams (17.6-20cm.) |       |
|  | CA-63703 | M    | 2000-3000grams (20-25cm.)  |       |
|  | CA-63704 | L    | 3000-4000grams (25-30cm.)  |       |
|  | CA-63705 | XL   | 4000-6000grams (30-35cm.)  |       |
|  <p><b>Nasal Prongs</b></p> | CA-63800 | XS   | 3 mm / 1.5 mm **           |       |
|  | CA-63810 | S    | 3.5 mm / 2.3 mm **         |       |
|  | CA-63820 | M    | 4 mm / 3.1 mm **           |       |
|  | CA-63830 | L    | 5 mm / 4.2 mm **           |       |
|  | CA-63840 | XL   | 5.5 mm / 5.3 mm **         |       |
|  <p><b>Nasal Mask</b></p>   | CA-63811 | S    |                            |       |
|  | CA-63821 | M    |                            |       |
|  | CA-63831 | L    |                            |       |

\*\* Nare Diameter / Septal Width